

# Wyoming Air Service Update

Per W.S. § 10-3-602



# Wyoming Air Service Update



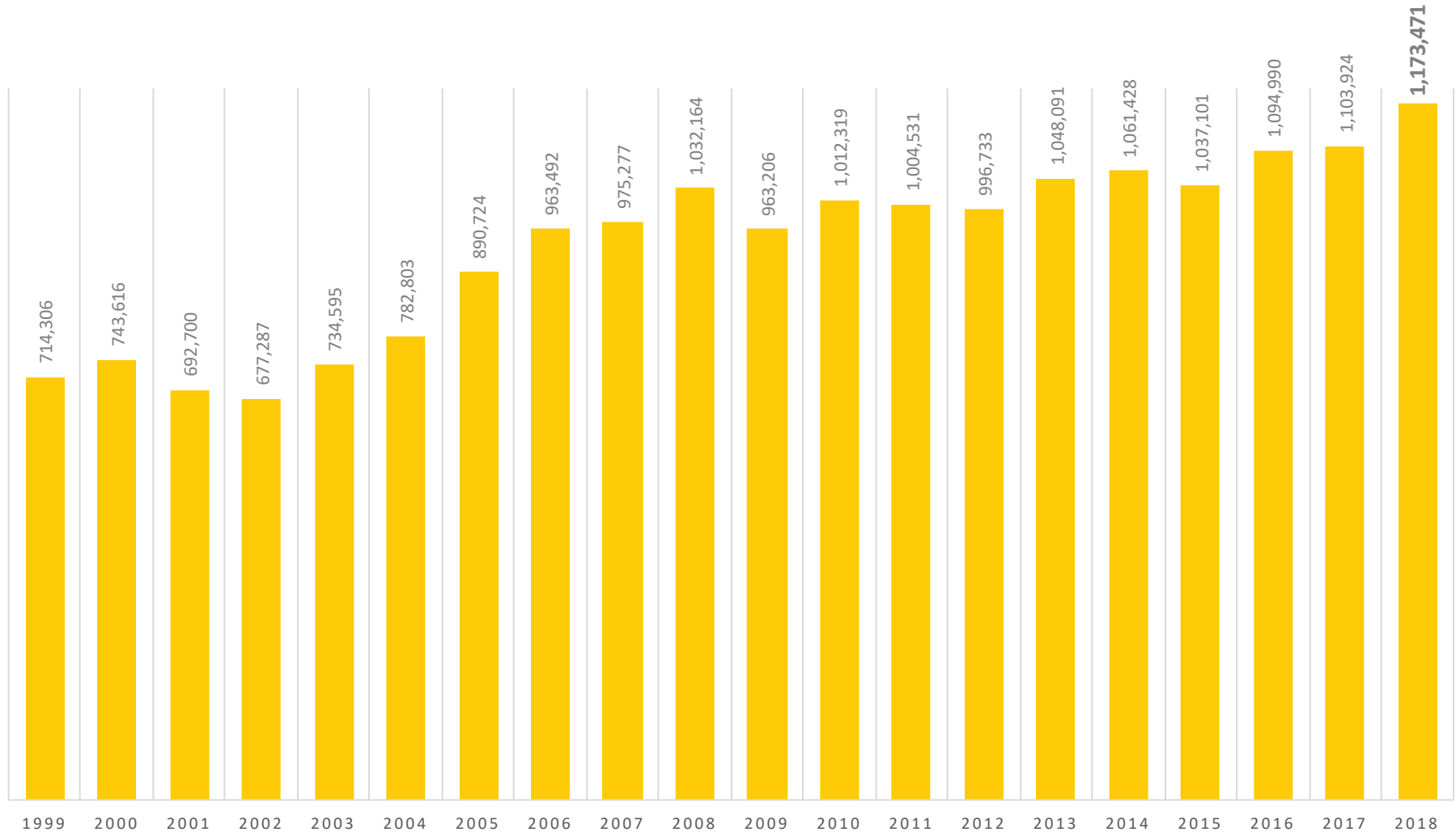
1. Statewide figures

2. Air Service Enhancement Program (ASEP) Update

3. Commercial Air Service Improvement Act /  
Capacity Purchase Agreement (CPA)

# Wyoming Air Service Update

## Total State Passenger Levels

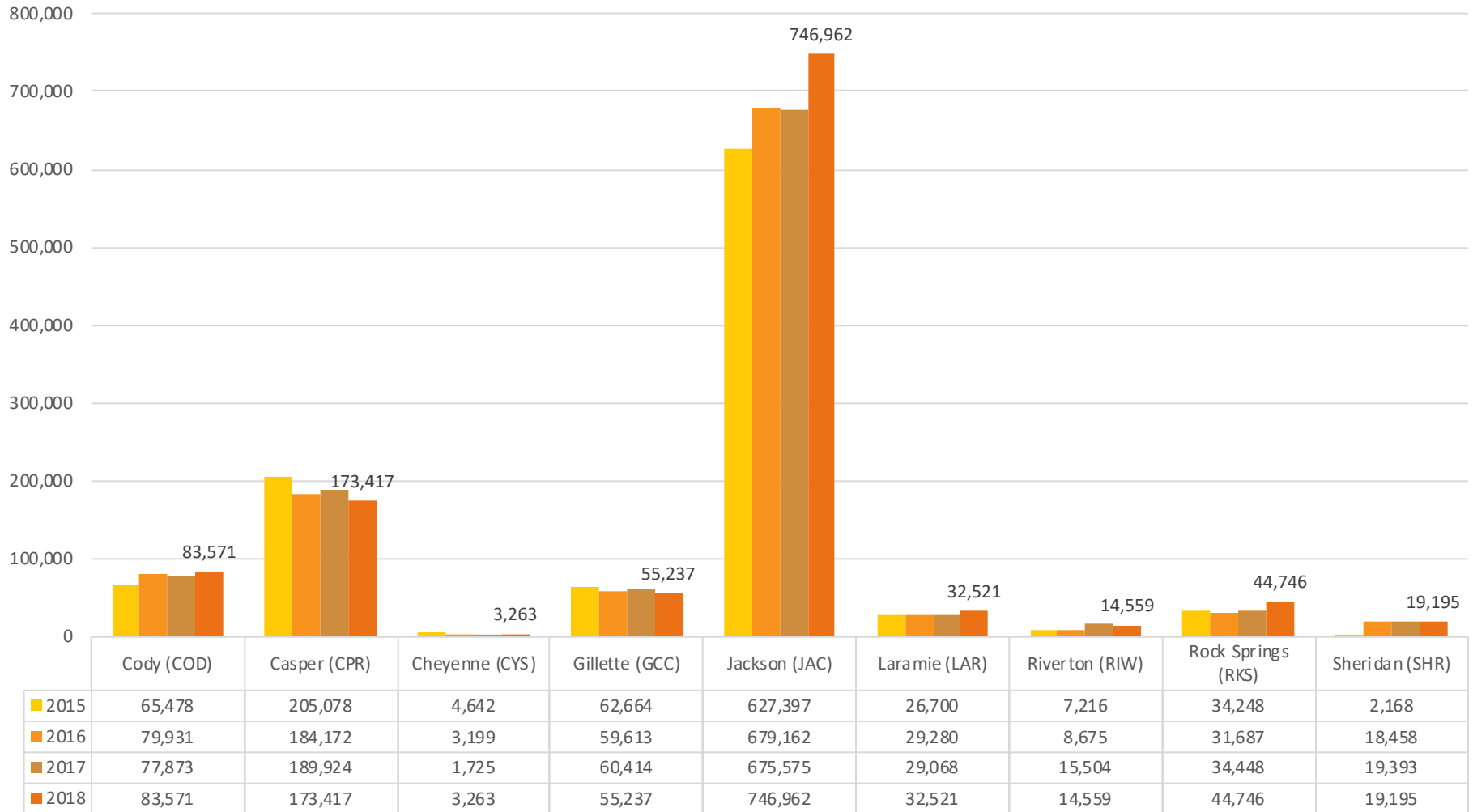


# Wyoming Air Service Update

## Total State Passenger Levels – Calendar Year



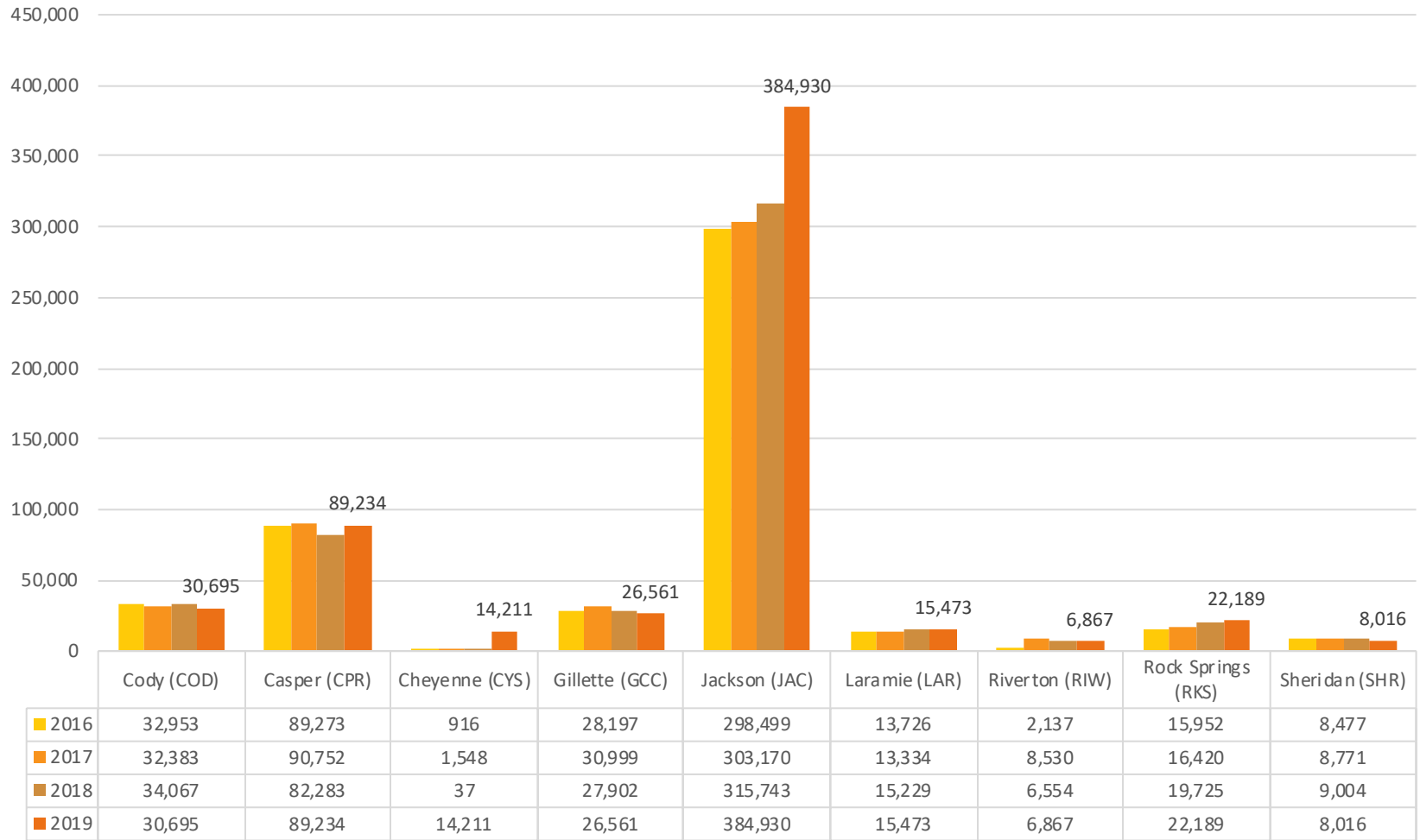
WY Passenger Levels by Airport (Through 2018)



# Wyoming Air Service Update



## Total State Passenger Levels – First Six Months Calendar Year



Record setting pace by Jackson and increasing traffic in other markets; 2019 will surpass 2018

# Air Service Enhancement Program (ASEP)



- All 9 commercial airports in Wyoming are eligible and have used ASEP funds since 2004
- Two categories of service
  - Critical service
  - Growth service
- FY 2019
  - 6 airports participating
  - Critical service: Cheyenne, Riverton\*, Rock Springs\* and Sheridan\*
  - Growth Service: Cody, Jackson

\*Will transition to CPA

# Air Service Enhancement Program (ASEP)

## Fiscal Year 2019 Expenditures



<b>FY 2019</b>	<b>Cody (COD)</b>	<b>Cheyenne (CYS)</b>	<b>Jackson (JAC)</b>	<b>Riverton (RIW)</b>	<b>Rock Springs (RKS)</b>	<b>Sheridan (SHR)</b>
<b>State Dollars Granted</b>	\$128,000	\$580,000	\$180,000	\$931,937	\$716,290	\$931,937
<b>State Dollars Expended</b>	-	\$500,927	\$180,000	\$935,260	\$572,568	\$935,260
<b>State Dollars Recovered</b>	-	\$0	\$0	\$0	\$143,722	\$0
<b>State Percentage Share</b>	40.0%	27.2%	40.0%	60.0%	60.0%	60.0%
<b>Local Dollar Match</b>	\$192,000	\$1,565,673	\$270,000	\$621,291	\$477,527	\$621,291
<b>Local Percentage Match</b>	60.0%	72.8%	60.0%	40.0%	40.0%	40.0%
<b>Total Guarantee</b>	\$320,000	\$2,145,673	\$450,000	\$1,553,228	\$1,193,817	\$1,553,228
<b>Passengers</b>	-	17,421	34,216	14,872	47,210	18,207

# Capacity Purchase Agreement



- Update of events:
  - RFP Selection
  - Negotiations and scope
  - Contract approved by the Governor, Attorney Generals Office and the Aeronautics Commission
  - Contract awarded to SkyWest Airlines June 26th
  - Community Memorandums of Understanding

# Capacity Purchase Agreement



- Contract highlights
  - Gate availability and schedules
  - Schedule and fare influence
  - On-time performance and reliability
  - Capped financial exposure
  - United brand

# Capacity Purchase Agreement



- Contract highlights (continued)
  - Gillette (GCC)
    - Additional third daily flight on peak travel months and days beginning early October
  - Riverton (RIW)
    - More available seats annually – Expected to double the annual enplanements from 7,000 to 14,000
    - Automatic baggage transfer, online travel agency visibility
    - Expected similar to existing costs
  - Rock Springs (RKS)
    - Additional third daily flight for Summer 2020
  - Sheridan (SHR)
    - More available seats – Expected to increase annual enplanements by 60% from 10,000 to 16,000
    - Automatic baggage transfer, online travel agency visibility
    - Expected similar to existing costs

# Capacity Purchase Agreement



- Transition timeline

	7/1/2018	10/1/2018	1/1/2019	3/1/2019	7/1/2019	10/1/2019	1/1/2020	3/1/2020
	3Q18	4Q18	1Q19	2Q19	3Q19	4Q19	1Q20	2Q20
	FY19				FY20			
GCC (Gillette)							CPA	
RKS (Rock Springs)			ASEP				CPA	
RIW (Riverton)			ASEP				CPA	
SHR (Sheridan)			ASEP				CPA	

RKS extended their ASEP for no additional cost

RIW and SHR begin 1/11

# FY 19 Airport Construction



<b>Airport</b>	<b>Project Description</b>	<b>Project Cost</b>
Sheridan	Rehabilitate and Expand Commercial Terminal Building	\$2,084,822
Laramie	Expand and Rehabilitate Commercial Terminal	\$6,300,039
Afton	Construct Taxiway F, Extend Taxiway B, and Relocate Connector A5, Design	\$102,222
Buffalo	Construct Runway 13 Teacup, Grade Safety Area, and Repair Slope Failure	\$35,000
Casper	Rehabilitate and Repair Apron	\$8,268,240
Casper	Reconstruct/Rehabilitate Parking Lot, PH II	\$500,000
Cheyenne	Reconstruct Runway 9/27, Design	\$588,889
Cody	Seal Coat and Mark Pavements	\$382,425
Cody	Extend Access Road and Expand Auto Parking, Design	\$99,200
Cokeville	Runway Safety Improvements	\$60,000
Cowley	Upgrade Rotating Beacon	\$133,333
Cowley	Seal Coat and Mark Pavements	\$147,000
Dixon	Repair Runway 6/24	\$555,556
Douglas	Rehabilitate Runway 11/29 Lighting	\$634,445
Dubois	Seal Coat and Mark Pavements	\$139,000
Gillette	Relocate Taxiways "D" & "B" and Connect Parallel Taxiway "A" to "E"	\$4,928,000
Green River	Install Runway 4/22 Edge Markers	\$8,800

# FY 19 Airport Construction Cont'd



<b>Airport</b>	<b>Project Description</b>	<b>Project Cost</b>
Greybull	Seal Coat and Mark Pavements	\$350,000
Jackson	Rehabilitate Access Road and Improve Landside Storm Drainage, PH II	\$2,977,085
Kemmerer	Relocate Fuel System	\$216,667
Lander	Seal Coat and Mark Pavements	\$142,000
Pinedale	Reconstruct North General Aviation Apron	\$2,771,945
Pinedale	Upgrade Snow Removal Equipment Building	\$222,222
Powell	Seal Coat and Mark Pavements	\$207,000
Riverton	Seal Coat and Mark Pavements	\$525,000
Rock Springs	Rehabilitate Taxiway A & B and Upgrade Lighting	\$5,413,333
Saratoga	Demolish Terminal Building	\$40,000
Statewide	Statewide Group Maintenance Program	\$777,778
Thermopolis	Seal Coat and Mark Pavements	\$207,778
Torrington	Rehabilitate Runway 2/20 Phase I	\$600,000
Wheatland***	Reconstruct Runway	\$3,269,015
Worland	Mark Pavements	\$118,000
	<b>Total:</b>	<b>\$42,804,794</b>

\*\*\* 100% Federal Supplemental Discretionary Funding from FY18

# Supplemental Discretionary



- Federal Supplemental Discretionary Projects
  - Appropriated in FY18 for 2020 construction
  - Casper-Natrona County International Airport
    - Rehabilitate Aircraft Rescue and Firefighting Building/Fence
    - \$8,718,750 Federal Funds (93.75%)
  - Rawlins Municipal Airport/Harvey Field
    - Rehabilitate Runway 4/22
    - \$2,978,000 Federal (100%)
  - Torrington Municipal Airport
    - Construct Taxiway
    - \$5,000,000 Federal (100%)



- An analysis of the economic activity supported by Wyoming's public use airports in terms of jobs, annual payroll, and economic output (spending)
- It will document the many ways aviation and airports support the state
- The study will include a statewide analysis as well as individual analyses of each of the 34 public use airports in the state
- Airport sponsors are able to use the products from this study to educate local decision makers and the public on the value of their local airport
- An update to the return on investment study (ROI) for air service development projects
- The study was last completed in 2013